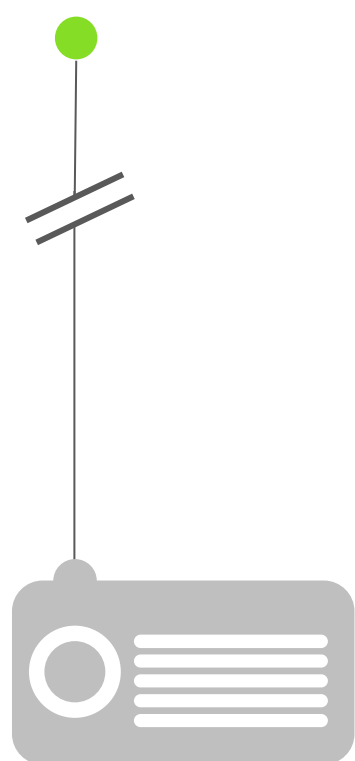




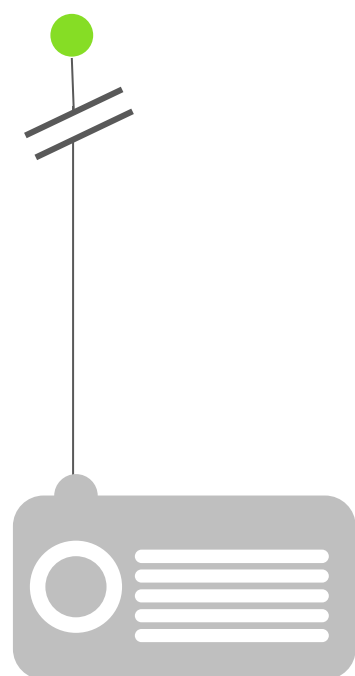
DAB DIGITAL RADIO

EUROPE AND ASIA PACIFIC

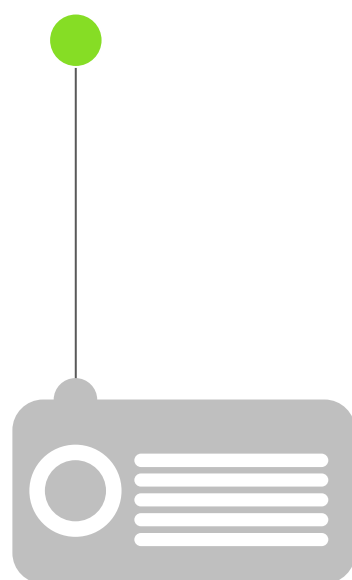
CUMULATIVE DAB / DAB+ RECEIVER SALES (INCLUDING LINE FIT AUTOMOTIVE) 2008 – Q2 2021



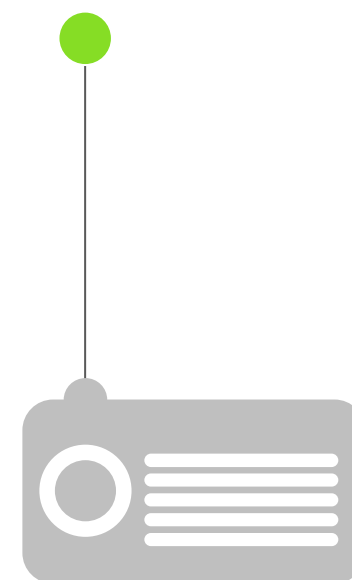
United Kingdom
48,198,000¹



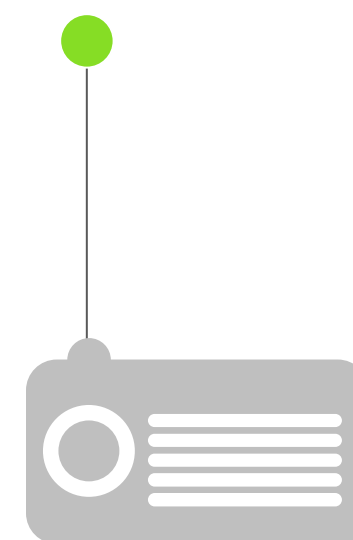
Germany
21,600,000²



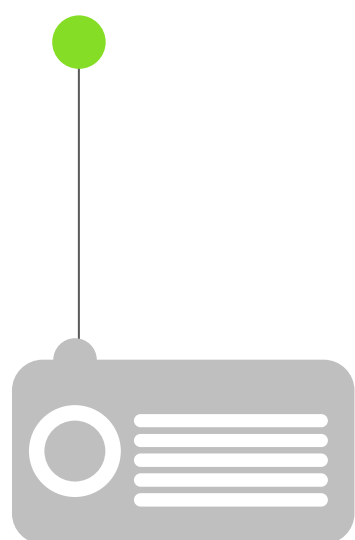
Italy
8,095,000³




Norway
7,000,000^{1,4}




Australia
6,941,000⁵




Switzerland
5,694,000^{1,6}




France
5,428,000



Netherlands
2,827,000⁷



Belgium
1,887,000⁷



Denmark
1,547,000⁸

¹ including pre 2008 sales

² As of Q2 2021, including sales starting from 2013

³ Sales of consumer DAB+ radios almost tripled in the first half 2020 following the introduction of rules requiring all receivers to have DAB+ from 1st January 2020

⁴ Q4 2020 estimate

⁵ including sales from 2009-Q2 2021

⁶ June 2021. Cars: 2.094 Million (Q2: estimation)

⁷ contains only DAB+ sales starting from 2013

⁸ including sales starting from 2011

% NEW CARS WITH DAB / DAB+



Italy
100%



Norway
100%



Switzerland
99%



United Kingdom
97.5%



Belgium
96%




Netherlands
95%




Germany
94%



Denmark
93%



France
89%



Australia
76%

TOTAL DAB / DAB+ NETWORK COVERAGE (% OF POPULATION) 2013 VS 2021

2013 2021



Denmark
98% 99.9%



Norway
89% 99.7%



Switzerland
99.5% 99.5%




Germany
91% 98%



United Kingdom
94% 97.3%



Belgium
95% 97%




Netherlands
DATA NOT AVAILABLE >95%



Italy
65% 84%



Australia
63% 64%




France
8% 39%


DAB / DAB+

1ST LEVEL % ROAD COVERAGE *


Switzerland⁹
1,450 km
99%




Denmark
1,300 km
99%



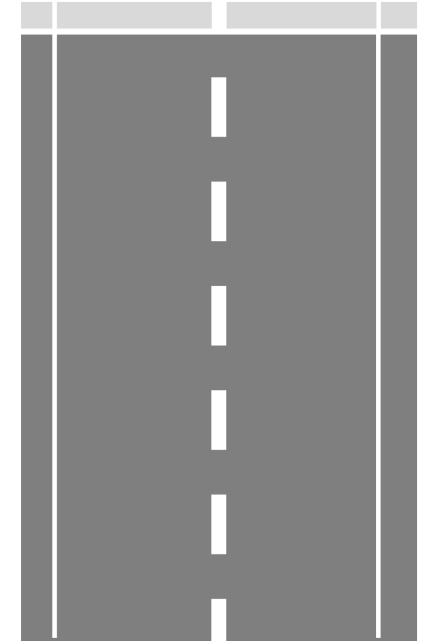
Germany¹⁰
12,700 km
98%




Norway
7,500 km
97%




Netherlands
4,800 km
95%




Belgium¹¹
1,675 km
95%




Italy¹²
6,500 km
95%



Australia¹³
94%



United Kingdom¹⁴
46,000 km
87%



* KM first level road coverage (motorways, autobahns, autostrade, autostradas, autoroutes).

However most countries also have equivalent coverage on second level routes.

9 Since end 2019 all 1st level tunnels longer than 300m are fitted with DAB+

10 National muxes only, regional muxes provide further coverage

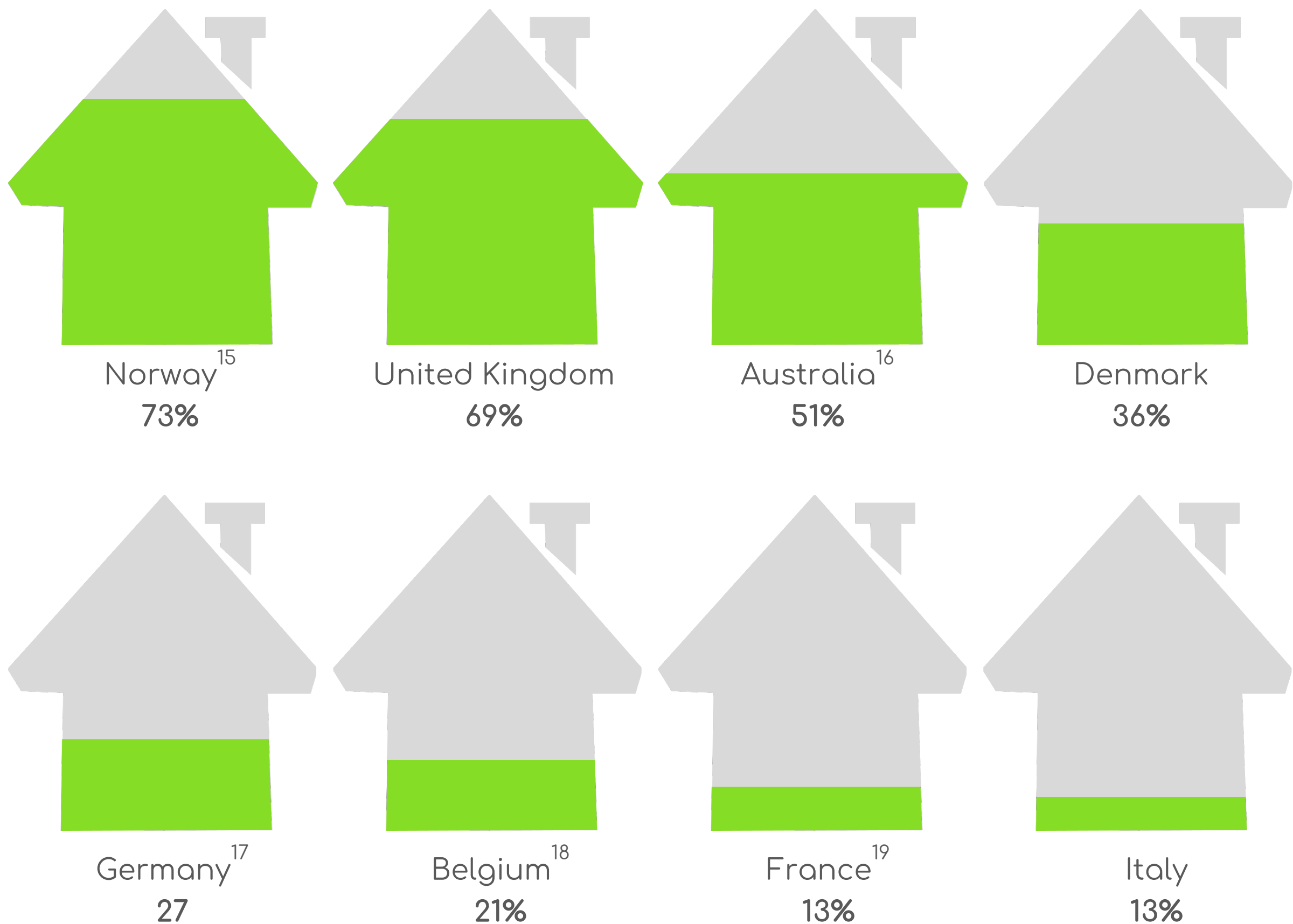
11 Road coverage of DAB+ area covered Flanders and Wallonia

12 National and local muxes, no data on 2nd level routes

13 Road coverage of DAB+ markets only, covered in 8 capital cities & 1 regional area.

14 BBC National

DAB / DAB+ HOUSEHOLD RECEIVER PENETRATION



¹⁵ 73% of Norwegians have one or more DAB radios in their home. 71% of Norwegians have access to DAB in their car

¹⁶ Refers to % of people who have access to a DAB+ digital radio at home, at work or in the car in the five metropolitan capital cities, as of Q2 2021

¹⁷ As of Q2 2021, including sales starting from 2013

¹⁸ As of Q4 2020, base = population 12+

¹⁹ 2020, 13% of individuals have access to a DAB+ home receiver

NUMBER OF NATIONAL STATIONS ON FM VS DAB / DAB+

● FM ● DAB



Norway²⁰
0 32



Switzerland^{21, 22}
54 * 70 **



Belgium²¹
29 55




United Kingdom
8²³ 56



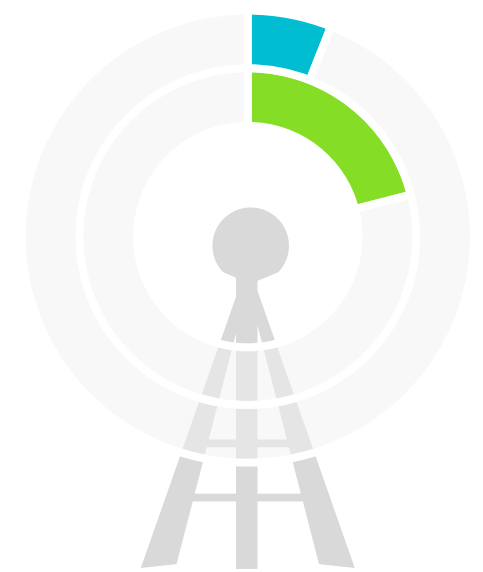
Italy
21 50



Netherlands
13 29



Germany²⁴
2 29



Denmark
6 21

²⁰ FM before 2017 had 5 national stations

²³ includes two AM services

²¹ No national stations; all stations dedicated to a language region or a region

²⁴ up to 270 regional DAB+ programmes available

²² no FM only stations

* simulcast DAB+ stations
** exclusive DAB+ stations

DIGITAL RADIO REACH ALL PLATFORMS

the % of people who listen to digital radio in a given time period

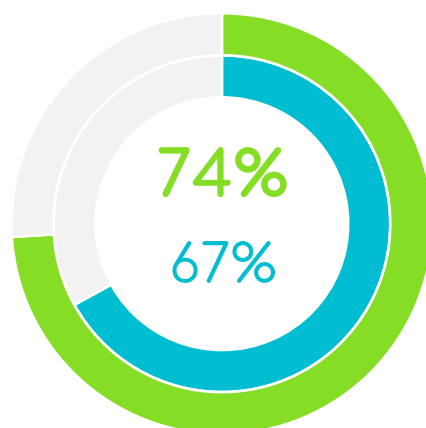
Norway²⁵

● Q4 2019 ● Q4 2020



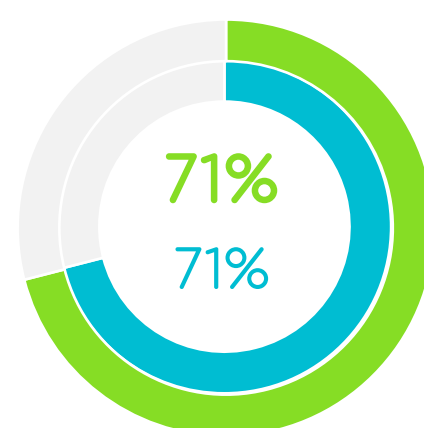
United Kingdom²⁶

● Q1 2020 ● Q3 2021



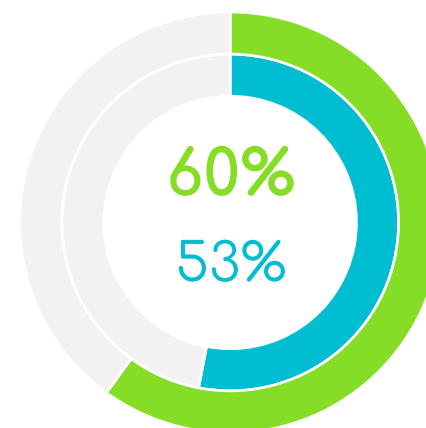
Switzerland

● Q2 2020 ● Q2 2021



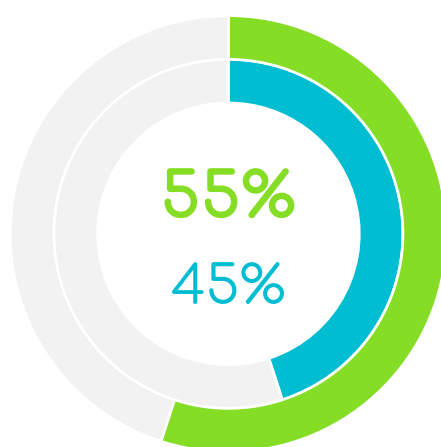
Denmark²⁷

● Q2 2020 ● Q2 2021



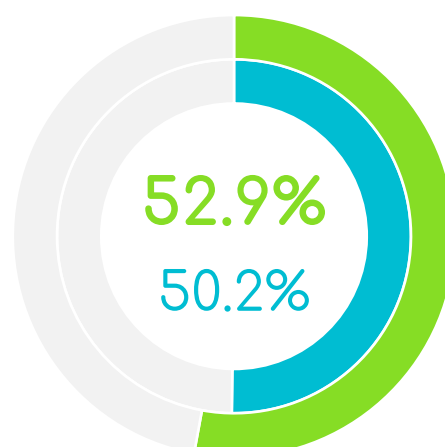
Belgium

● Q4 2019 ● Q4 2020



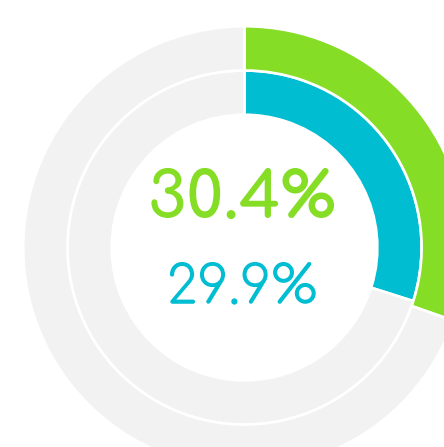
Netherlands²⁸

● 2020 ● 2021



Australia²⁹

● Q1 2020 ● Q1 2021



25

No FM distribution of national stations. For total listening, including local radio, reach among daily listeners is 97% digital and 3% FM only (local radio listening). Reach among daily listeners of national radio is 100%.

27

Not all stations in Denmark have their platforms (DAB, IP, FM, Cable) measured.

29

Simulcast station listening via DAB+ and DAB+ only station listening via any platform

26

UK RAJAR listening figures from Q3 2021 have been calculated using a modified survey methodology and this should be considered when making comparisons against historical data.

28

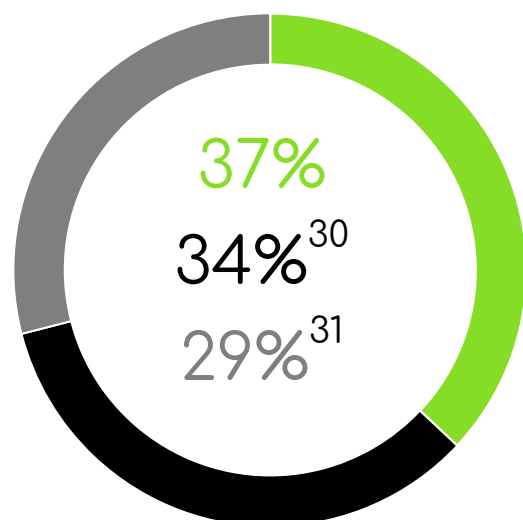
Weekly % of all listeners listening via a digital source (DAB+, online and digital cable)

DAB / DAB+ SHARE

Total listening hours by platform, % share

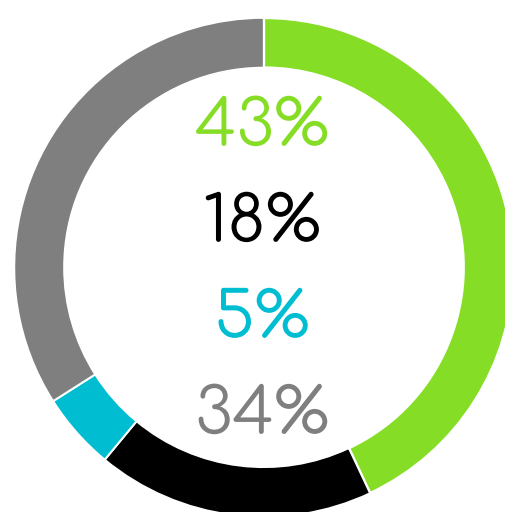
Switzerland

Q2 2021



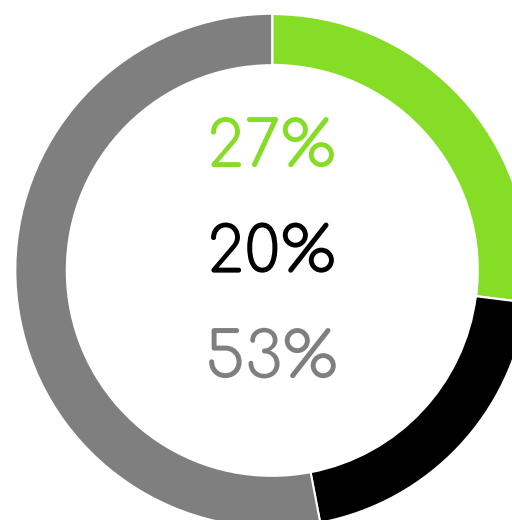
United Kingdom

Q3 2021



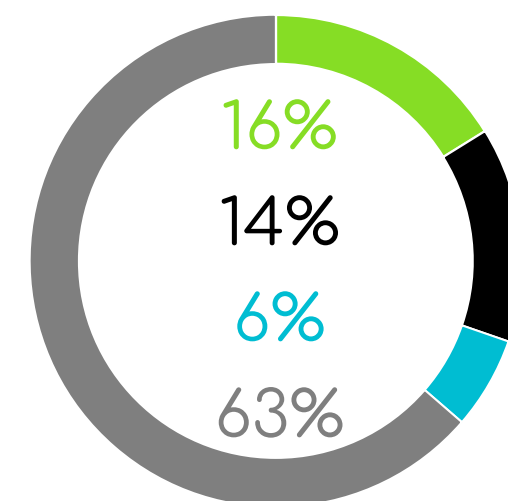
Denmark

Q2 2021



Belgium

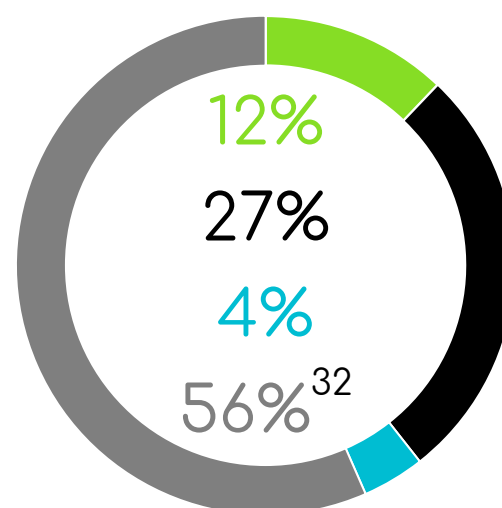
Q4 2020



● DAB ● IP ● DTV / other digital ● FM / AM

Netherlands

H1 2021



● DAB ● IP ● Other ● FM / Cable

³⁰ In Switzerland, 'IP' listening includes streaming, cable and IP-TV

³¹ FM only: 12%

³² FM/Cable 56% (including digital cable)

EMERGING MARKETS

% POPULATION COVERAGE

EUROPE

Austria




Regular DAB+
83% coverage

Bulgaria



Public
consultation
in place

Croatia



Trial DAB+
88% coverage³³

Czech Rep.



Regular DAB+
95% coverage

Greece



Regular DAB+
Athens,
Thessaloniki and
Patras

Luxembourg



DAB+ launch
planned 2022

Montenegro



Trial DAB+
29% coverage

Poland



Regular DAB+
67% coverage³⁴

Serbia



Trial DAB+
78% coverage

Slovakia



Trial DAB+
46% coverage

Slovenia



Regular DAB+
85% coverage

Sweden



Regular DAB+
43% coverage³⁵

³³ Coverage is planned to be increased to 90.3% from 16 November 2021 when the regular service begins.


³⁴ Population coverage of 17 Regular regional DAB+ multiplexes, 82% popn coverage by Oct 2022. 9 Trial local DAB+ multiplexes are also on air and provide additional coverage.

³⁵ Population coverage of the regular national DAB+ multiplex for NENT (commercial radio). A second regular commercial national DAB+ multiplex (Bauer Media) is reaching 40% of the population. A national DAB+ multiplex for public service (Swedish Radio) is reaching 41.8% of the population.

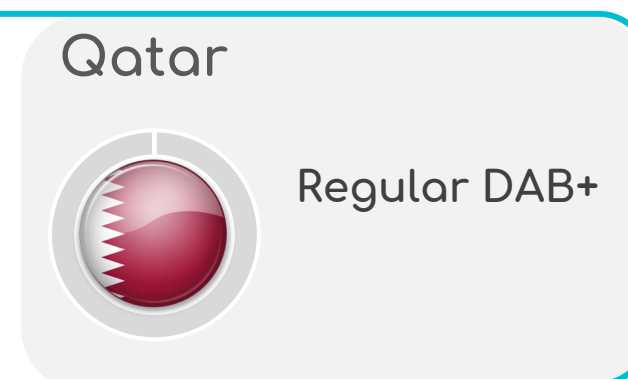
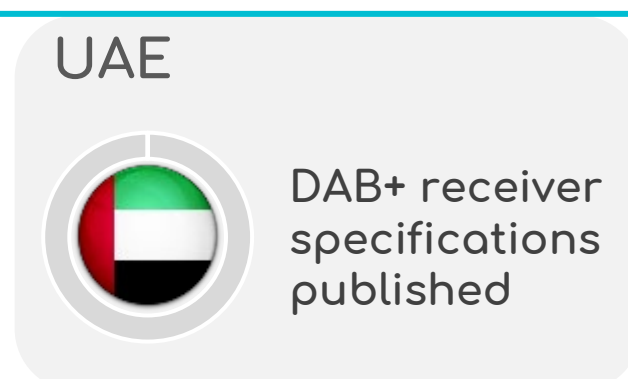
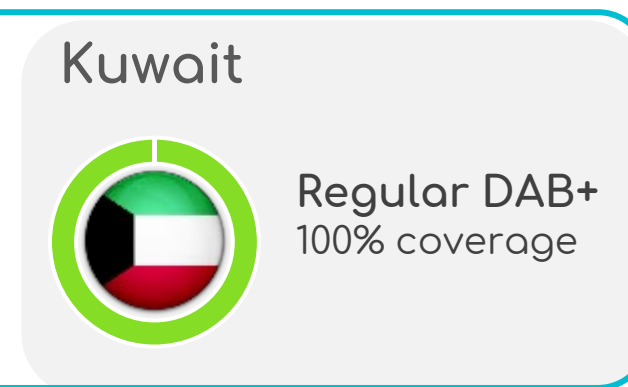

EMERGING MARKETS

% POPULATION COVERAGE



EUROPE



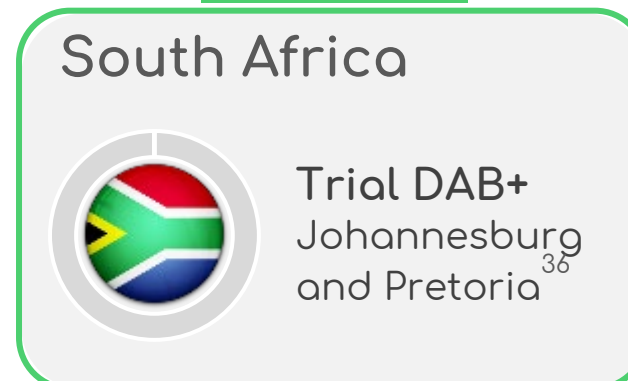
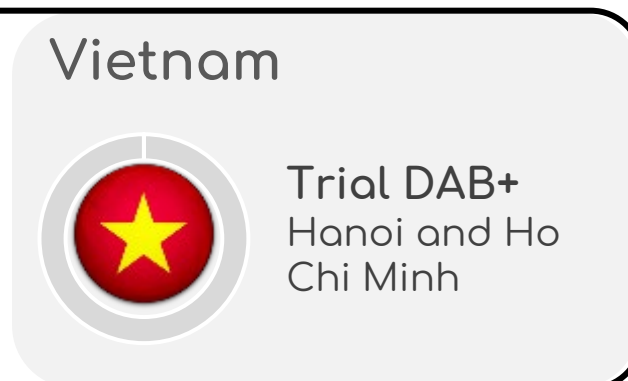

MENA



ASIA



AFRICA



36 Broadcast Regulator ICASA published on 23 April 2021 Digital Sound Broadcasting Regulations for DAB+ in South Africa.

ABOUT THIS INFOGRAPHIC

The data included in this infographic has been provided by WorldDAB members and partners including market research agencies, broadcasters, national digital radio bodies, national ministries and governmental bodies.

WorldDAB gathers the latest available data on DAB+ regarding receiver sales; new car sales; population coverage; household penetration; road coverage; national DAB+ stations; digital radio reach; listening numbers; emerging markets.

Updated and published twice a year, the WorldDAB infographic includes important data and figures on DAB+ for broadcasters, receiver and automotive manufacturers, as well as listeners.

For questions related to this infographic contact projectoffice@worlddab.org.

For a full list of sources attributable to each statistic visit the [WorldDAB website](https://www.worlddab.org).

